



Summary Feedback

(Combined feedback broadcasted at multiple times this week)

PRE-RECORDED: Basildon FRCR 2B 'A to Zee' Course 2020

Session 1/38

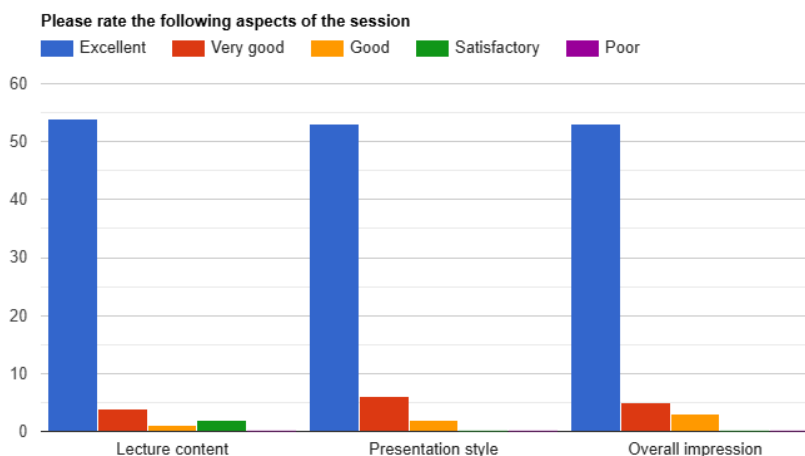
Chest X-Ray For FRCR Exam Part-1

(15th & 16th March 2025)

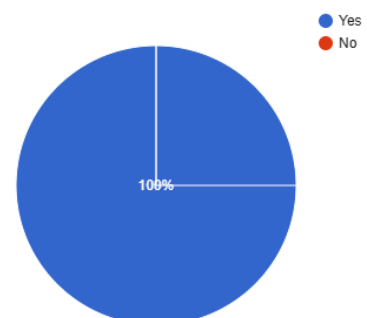
Lecturer: Thaj Rehman

Summary Points:

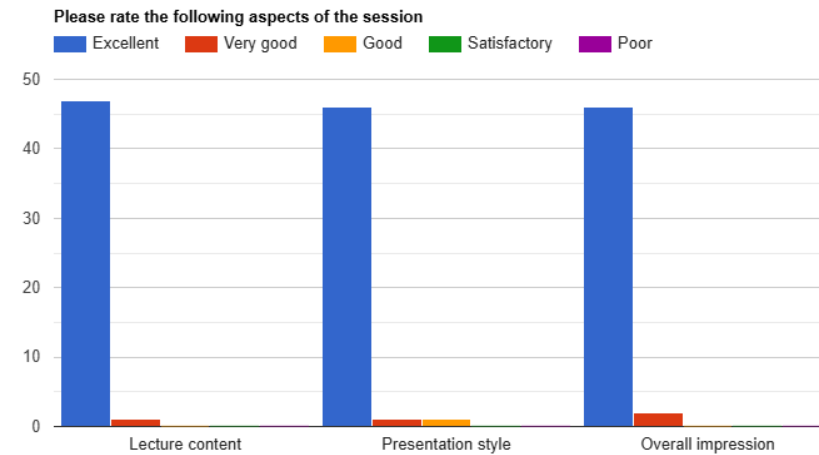
- Total Attendees: 431 from 32 Countries (Algeria, Australia, Bahrain, Bangladesh, Dominica, Egypt, Ghana, Hong Kong, India, Indonesia, Iraq, Jordan, Kenya, Kuwait, Libya, Malaysia, Netherlands, Nigeria, Norway, Oman, Pakistan, Qatar, Saudi Arabia, South Africa, Sri Lanka, Sudan, Swaziland, Türkiye, UAE, UK, Yemen, Zimbabwe).
- Total duration: 3 hours (each session broadcasted thrice during the week)
- Total feedback received from 120 participants, from three different broadcasts



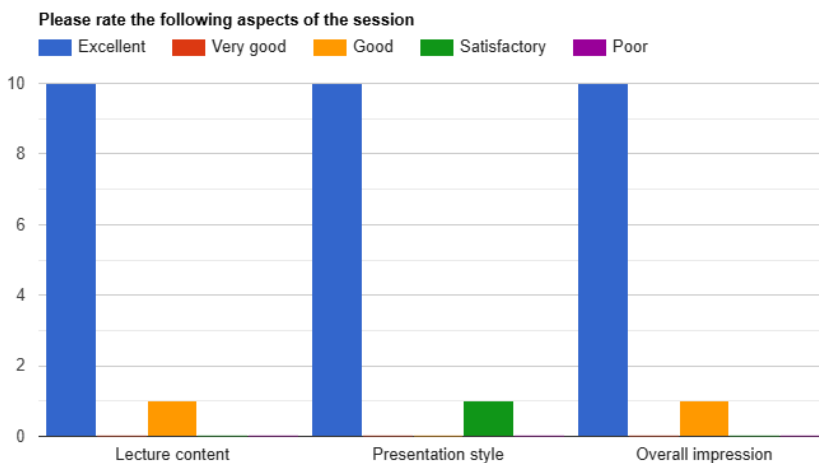
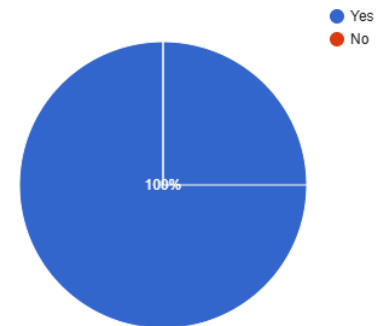
Did you find it useful
61 responses



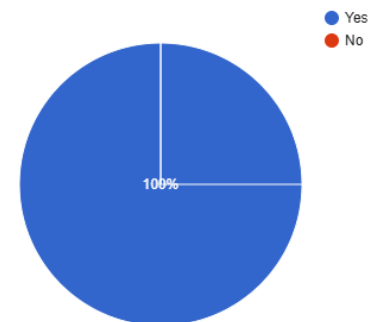
Chest X-Ray For FRCR Exam Part-1



Did you find it useful
48 responses



Did you find it useful
11 responses

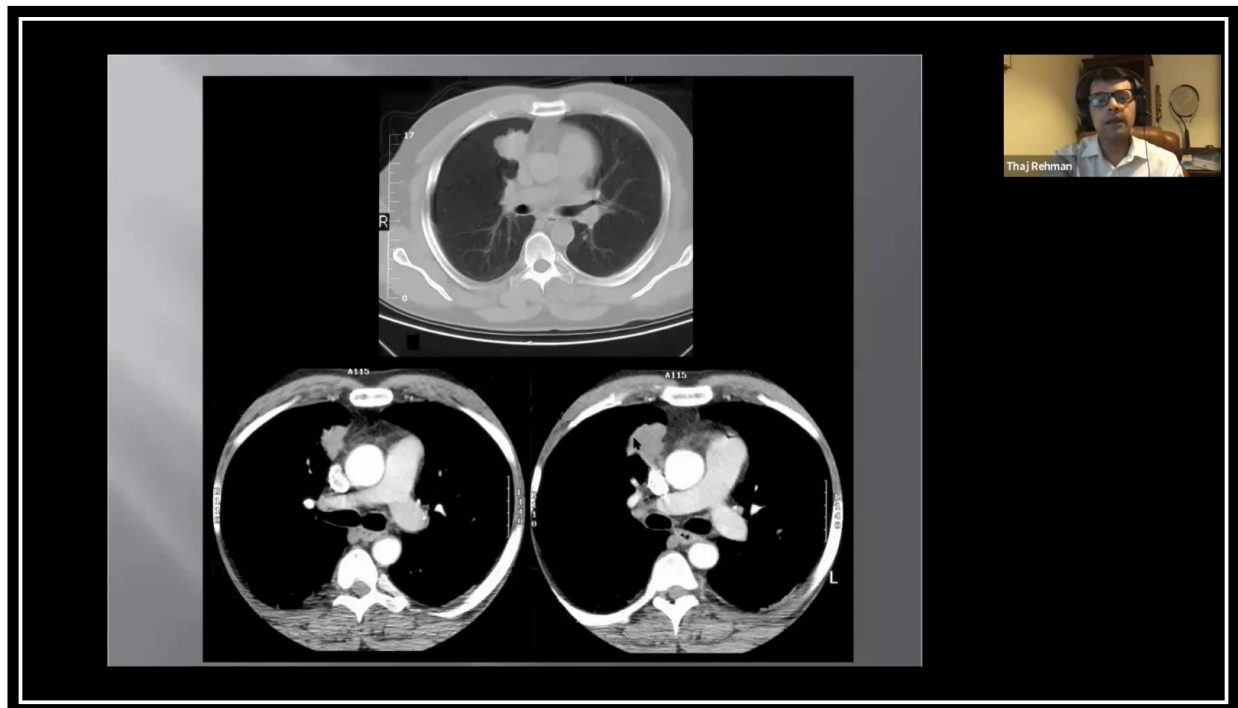


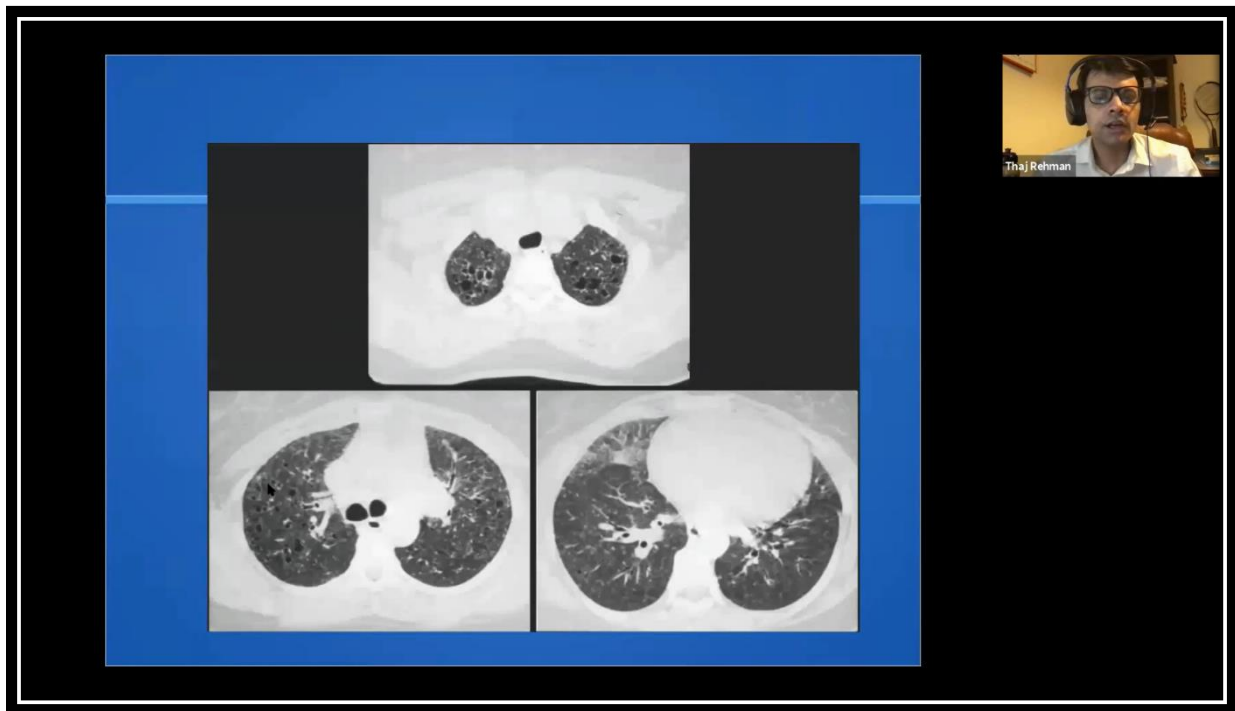
Testimonials

- Amazing teaching of yet another difficult sectional imaging like chest. Thank you sir for letting us go through such a wide variety of chest X-Rays with relevant CT scans (India).
- Good command on his topic and made every chest X-Ray very easy to interpret (Pakistan).
- Chest radiography being the bread and butter of Radiology. It is key (Zimbabwe).
- Many cases were useful, some rare in practice, but extremely important! (UK).
- Numerous interesting chest radiographs and discussion shared (Malaysia).
- Interaction of exam candidates and learning from the mistakes were the best aspects (Pakistan).
- All of it was very useful & highly valuable (Egypt).
- Very helpful, insightful & amazing teaching session on chest imaging (India).
- Very nice way of teaching. Keep it up (Sudan).
- All aspects were equally useful (UAE).
- Excellent teaching session (Nigeria).
- Very useful, a lot of information (Iraq).
- Clear teaching cases and points (South Africa).
- Nice examination tips. Plenty of cases (UAE).
- Great cases (Libya).

- Very easy and understandable language used (Pakistan).
- Excellent teaching (Malaysia).
- I liked the style of presentation (Pakistan).
- Wide variety of cases was useful (Norway).
- Wonderful session (Pakistan).
- Fantastic tutorial (Zimbabwe).
- So many cases-perfect (UK).
- Excellent explanation and development of case based approach (Pakistan).
- Good cases, I liked the feedback (Malaysia).
- It was the best and the basics were well taught (Pakistan).
- Excellent explanation of findings (Pakistan).
- Excellent session on chest X-Ray (Saudi Arabia).
- The session was very informative as well as encouraging (India).
- Outstanding (Pakistan).
- I liked the multiplicity of the cases and the way of explanation (UK).
- Excellent cases (Malaysia).
- Great work (Pakistan).
- Content, explanation and presentation were amazing (India).
- It cleared our concept regarding chest X-Ray (Pakistan).
- Excellent lecture with a wide range of cases (UK).
- Good work, keep it up (Pakistan).
- Thank you so much (Egypt).
- Excellent session (Nigeria).
- Good cases (Pakistan).
- Excellent teaching (UK).
- Excellent as usual (UAE).
- I liked the detailed discussion of DDX (Pakistan).
- Continue the good work (UAE).
- It's very informative (Pakistan).
- It's great (Egypt).
- It's perfect (Pakistan).
- It helped in understanding basic things (Pakistan).
- It was perfect (UAE).
- Rapid reporting and spot diagnosis were the best aspects (Pakistan).
- Fundamental chest X-Ray interpretation techniques well explained (Zimbabwe).
- It was good (Pakistan).
- The comment after each case was excellent (UK).
- Cases selection is excellent (Pakistan).
- It was perfect (UAE).
- Excellent teaching style and cases (Pakistan).
- Great cases (Zimbabwe).
- Good variety of cases (UK).
- Great cases (Iraq).
- Wonderful session (Pakistan).
- Interesting cases (Qatar).
- Excellent teaching (UK).
- Excellent session by Dr. Thaj Rehman! (Pakistan).

Chest X-Ray For FRCR Exam Part-1





=====XX=====XX=====